



CYNGOR SIR
YNYS MÔN
ISLE OF ANGLESEY
COUNTY COUNCIL

Adults Services Monthly Report
July 2022

Performance & Systems Team
David Sawicz

The rate of delayed transfers of care for social care reasons per 1,000 population aged 75 or over

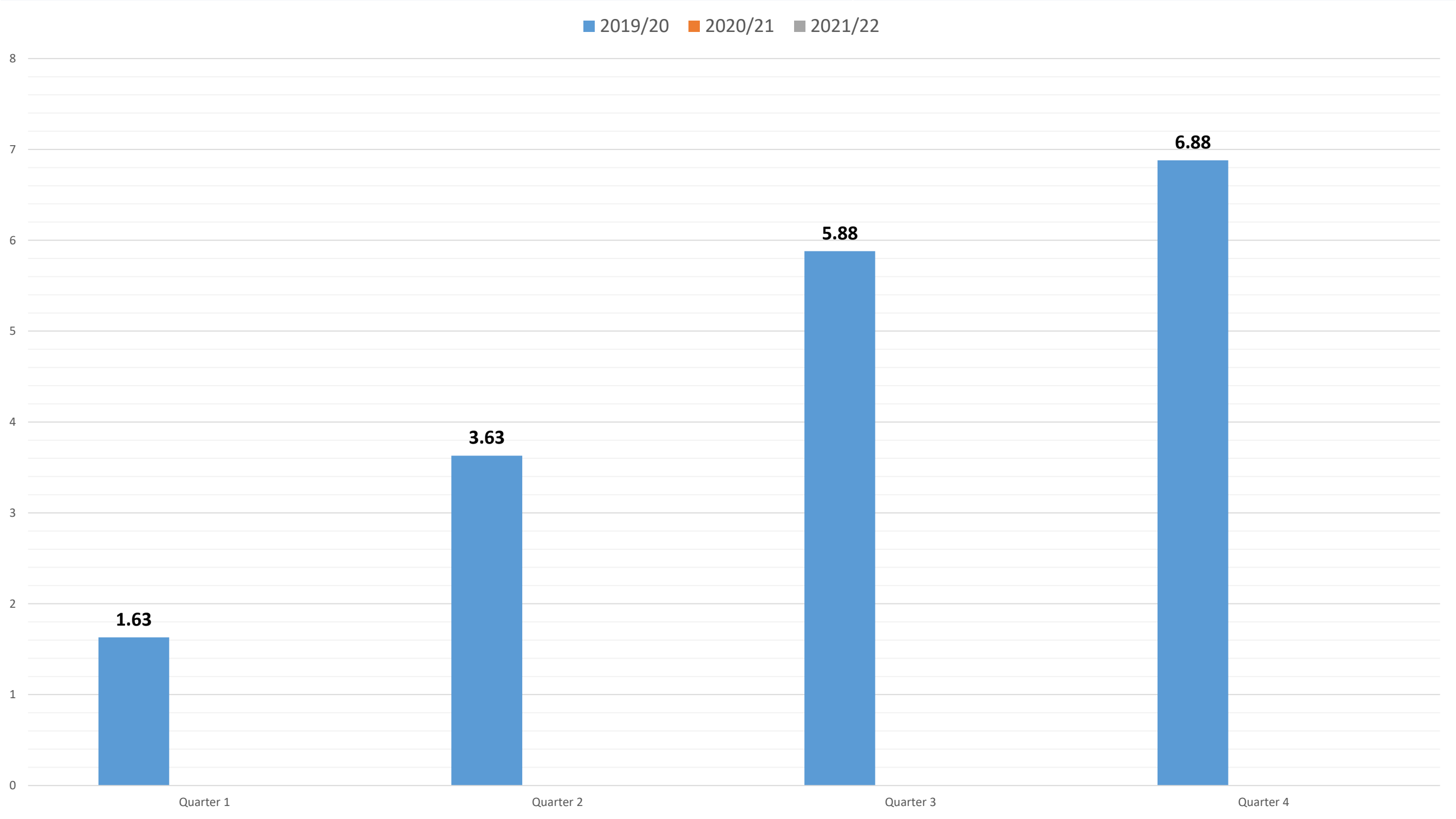
Qtr 1 score
N/A

Target
3

RAG Status

Measure Type : Local / Corporate Government Measure
Collection Frequency: Quarterly

Calculation
Prepopulated from the HOWIS database. Monthly figures will be aggregated to provide the yearly figure.



Whom the authority supports in care homes per 1,000 population aged 65 or over at 31 March

Qtr 1 score
14.65

Target
19

RAG Status

Measure Type : Local Government Measure
Collection Frequency: Quarterly

Calculation
(The total number of clients aged 65+ in Residential/Nursing Care Homes/The total population of Anglesey over the age of 65+) X 1000



The Percentage of clients with a care plan at 31 March whose care plans should have been reviewed that were reviewed during the year

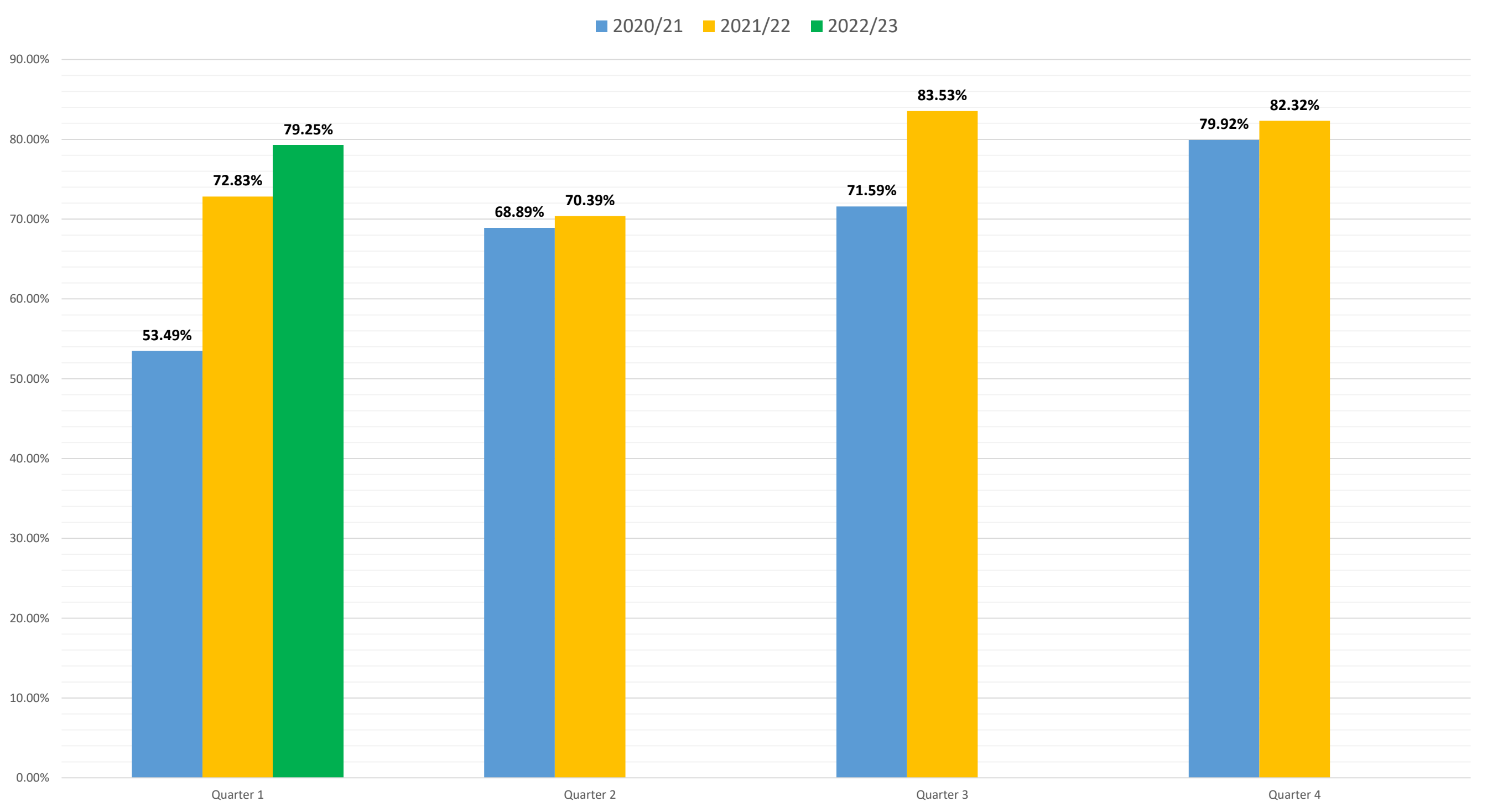
Qtr 1 score
79.25%

Target
85%

RAG Status

Measure Type : Local Government Measure
Collection Frequency: Quarterly

Calculation
(Number of clients who received a review of their Care Plan during the year/ Number of clients with an active Care Plan on the 31st of March who were due a review) X 100



The percentage of carers of adults who were offered an assessment or review of their needs in their own right during the year

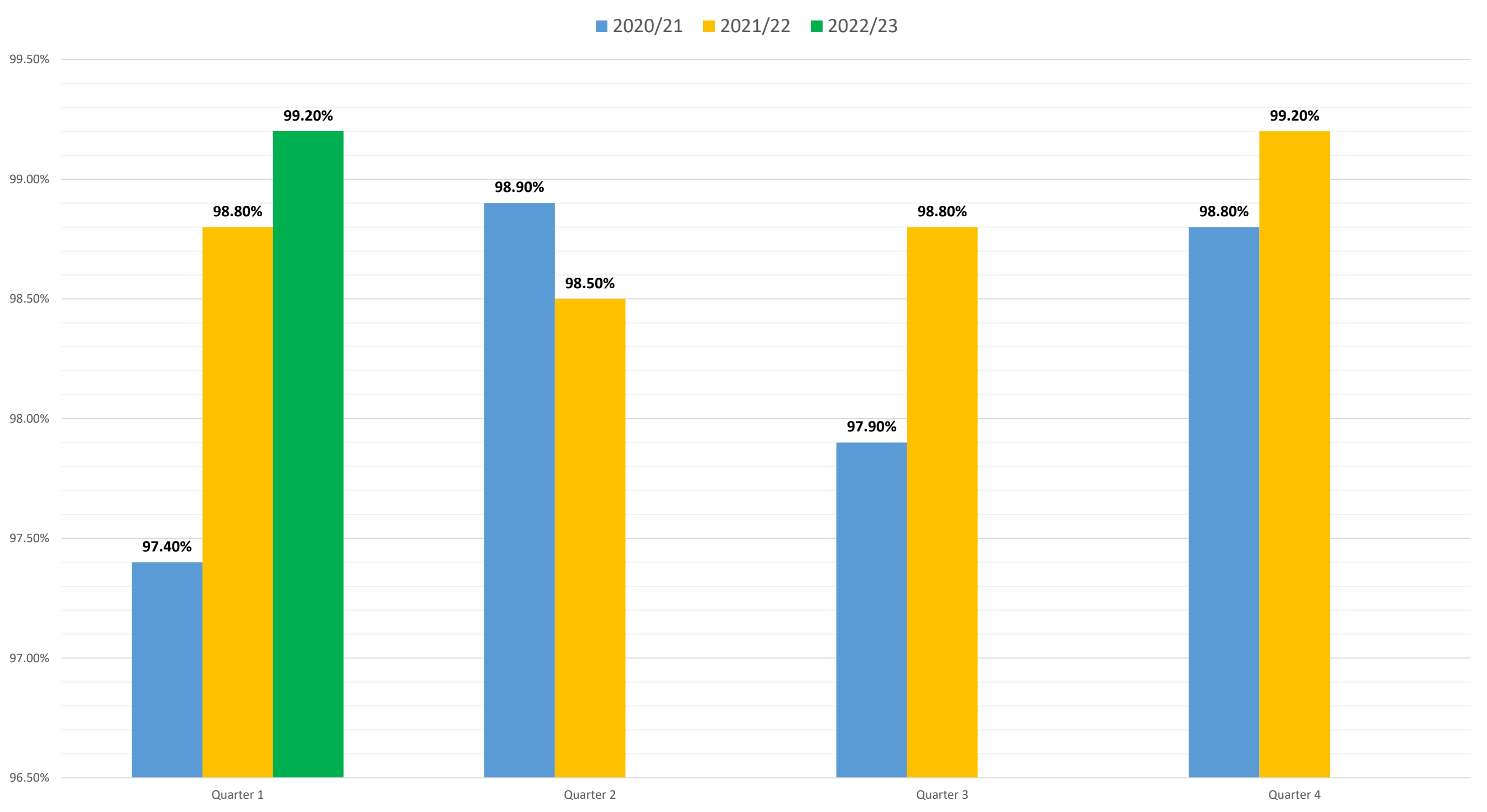
Qtr 1 score
99.20%

Target
93%

RAG Status
Green

Measure Type : Local Government Measure
Collection Frequency: Quarterly

Calculation
(Number of Carers who received an assessment or review within the year / Number of Carers who were offered an assessment/review during the year) X 100



The percentage of carers of adults who requested an assessment or review that had an assessment or review in their own right during the year

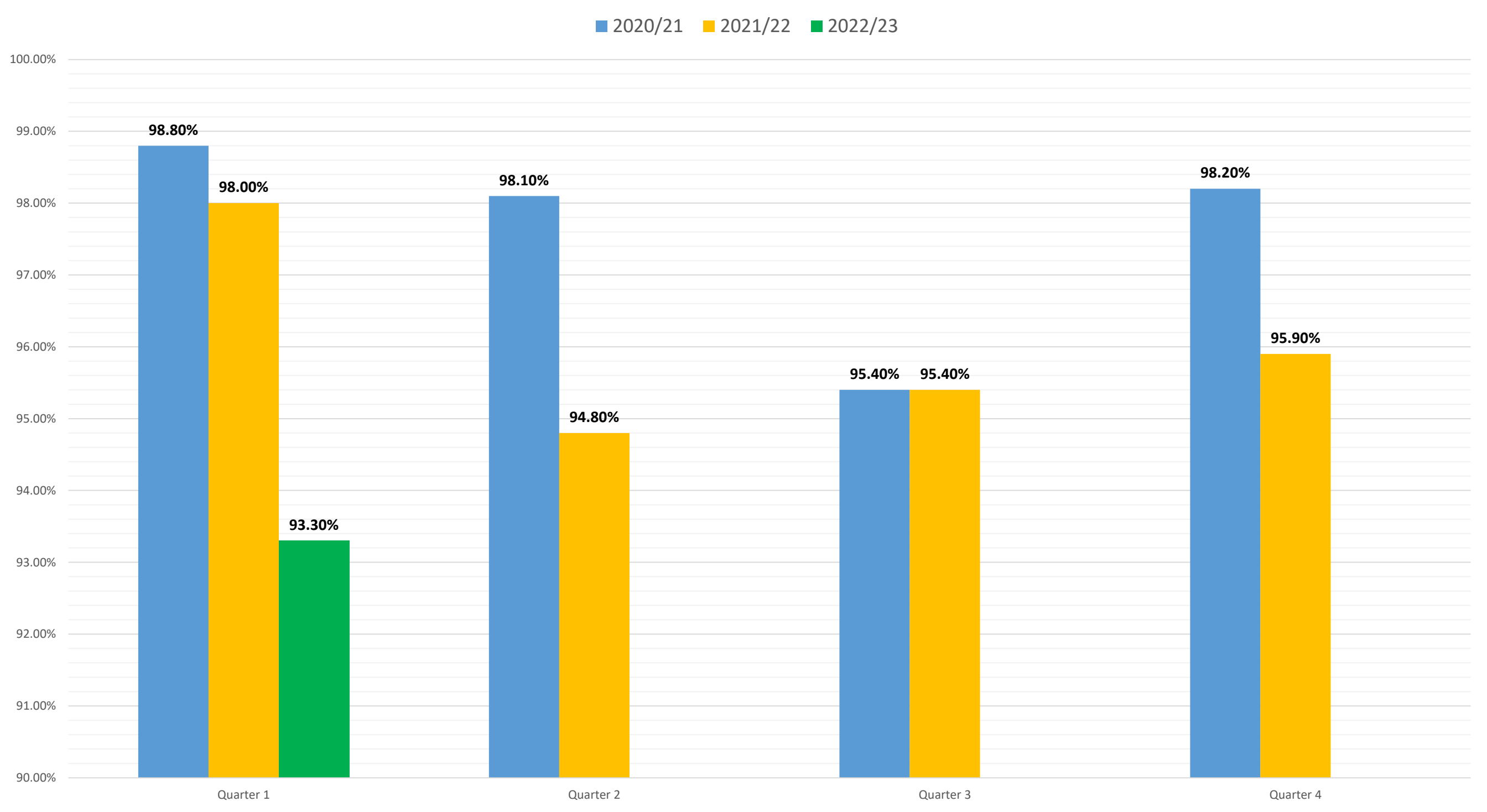
Qtr 1 score
93.30%

Target
93%

RAG Status
Green

Measure Type : Local Government Measure
Collection Frequency: Quarterly

Calculation
(Number of Carers who accepted and received an assessment or review within the year / Number of Carers who were offered an assessment/review during the year) X 100



The percentage of carers of adults who were assessed or re-assessed in their own right during the year who were provided with a service

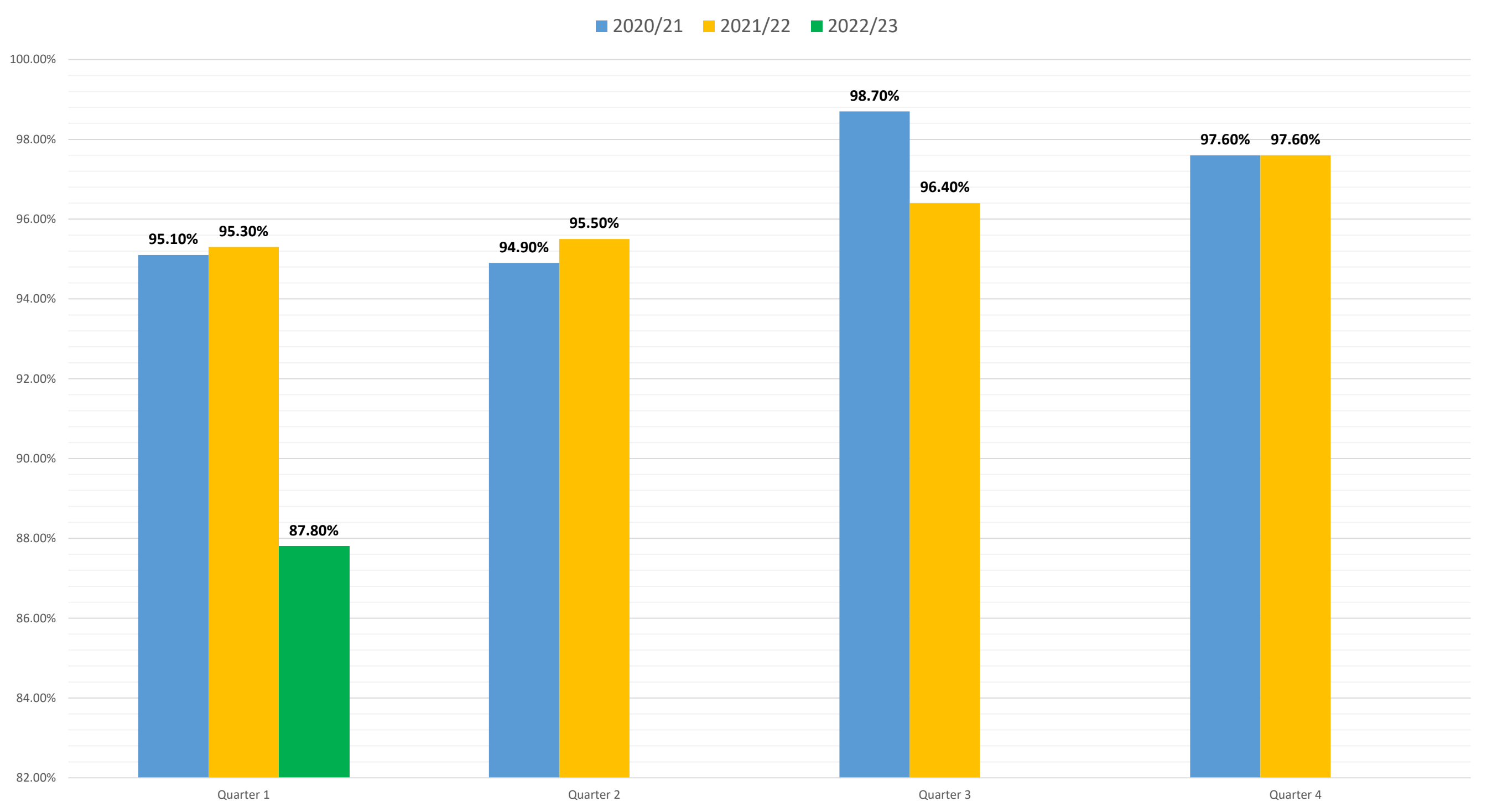
Qtr 1 score
87.80%

Target
96%

RAG Status

Measure Type : Local Government Measure
Collection Frequency: Quarterly

Calculation
(Number of Carers who received and assessment during the year and were provided with a service /Number of Carers who received an assessment during the year) X 100



The percentage of adult protection referrals completed where the risk has been managed

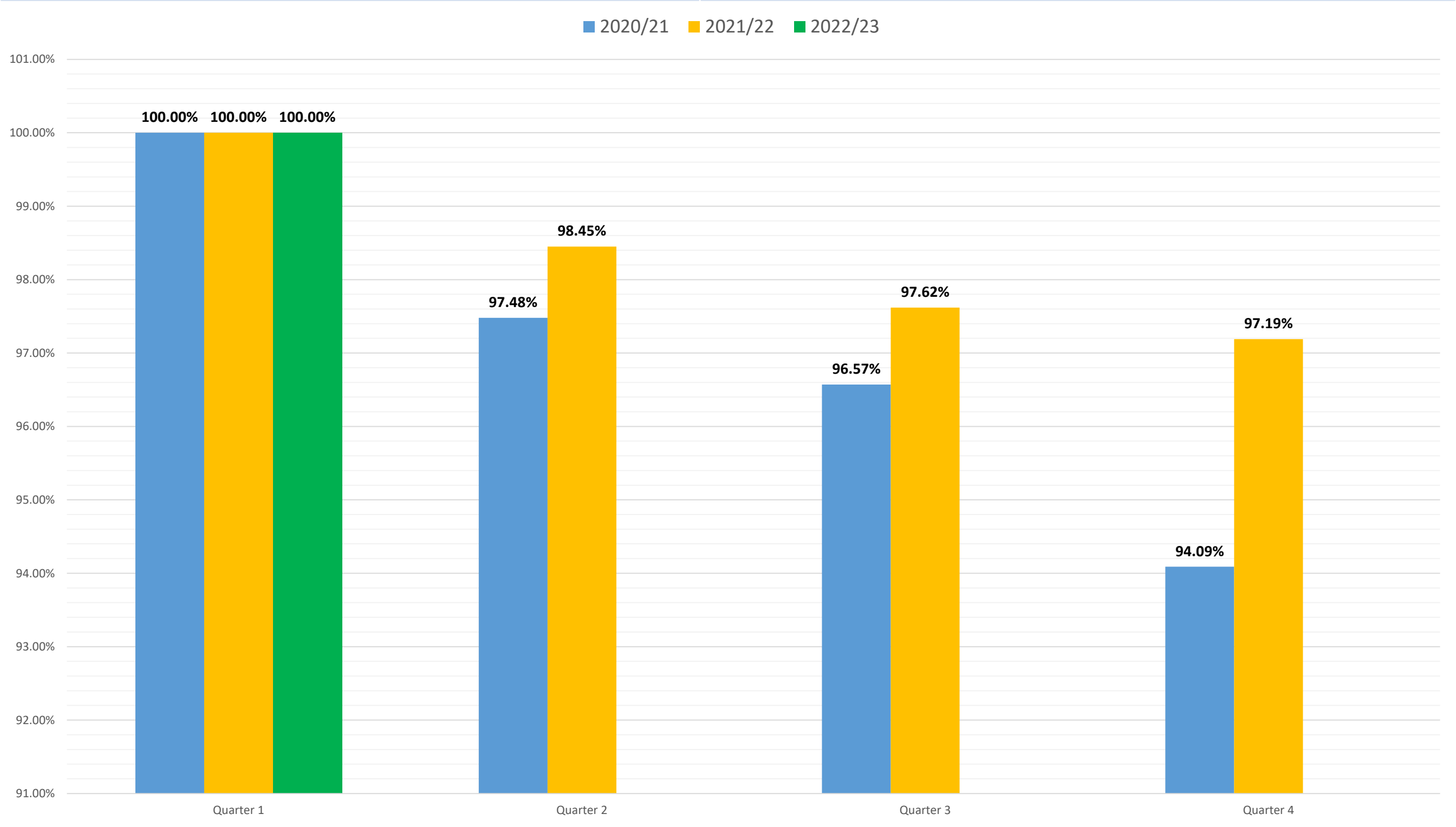
Qtr 1 score
100.0%

Target
90%

RAG Status

Measure Type : Local Government Measure
Collection Frequency: Quarterly

Calculation
(Number of safeguarding adult at risk referrals where risk is managed/Number of adult at risk referrals) X 100



Percentage of Adult Protection enquires completed within 7 Working Days

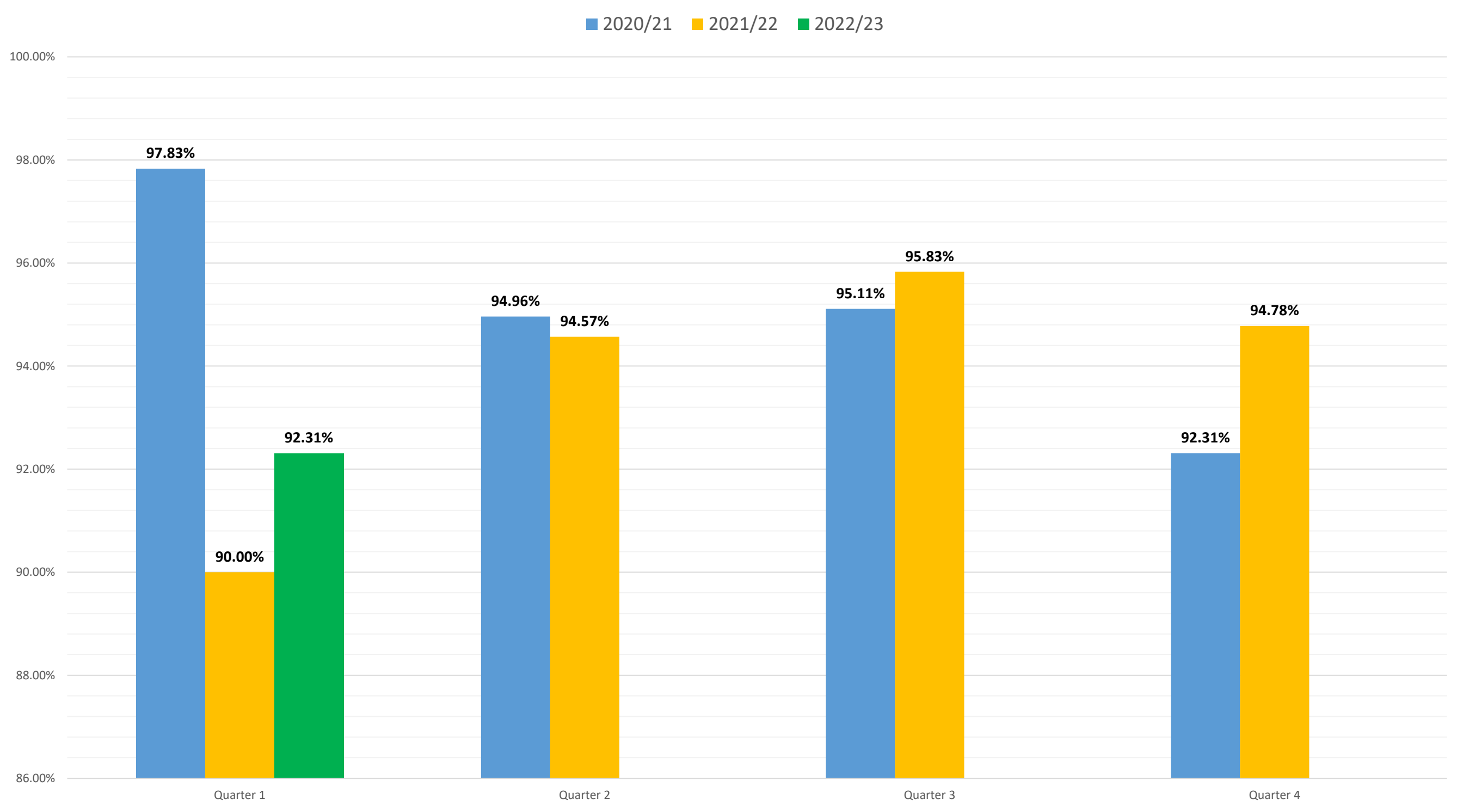
Qtr 1 score
92.31%

Target
90%

RAG Status

Measure Type : Welsh Government Measure
Collection Frequency: Quarterly

Calculation
(Number of Adult Protection Enquires completed within 7 Work Days / Number of Adult Protection Enquires completed) X 100



Adults who completed a period of Reablement: and have no package of Care and Support 6 months later

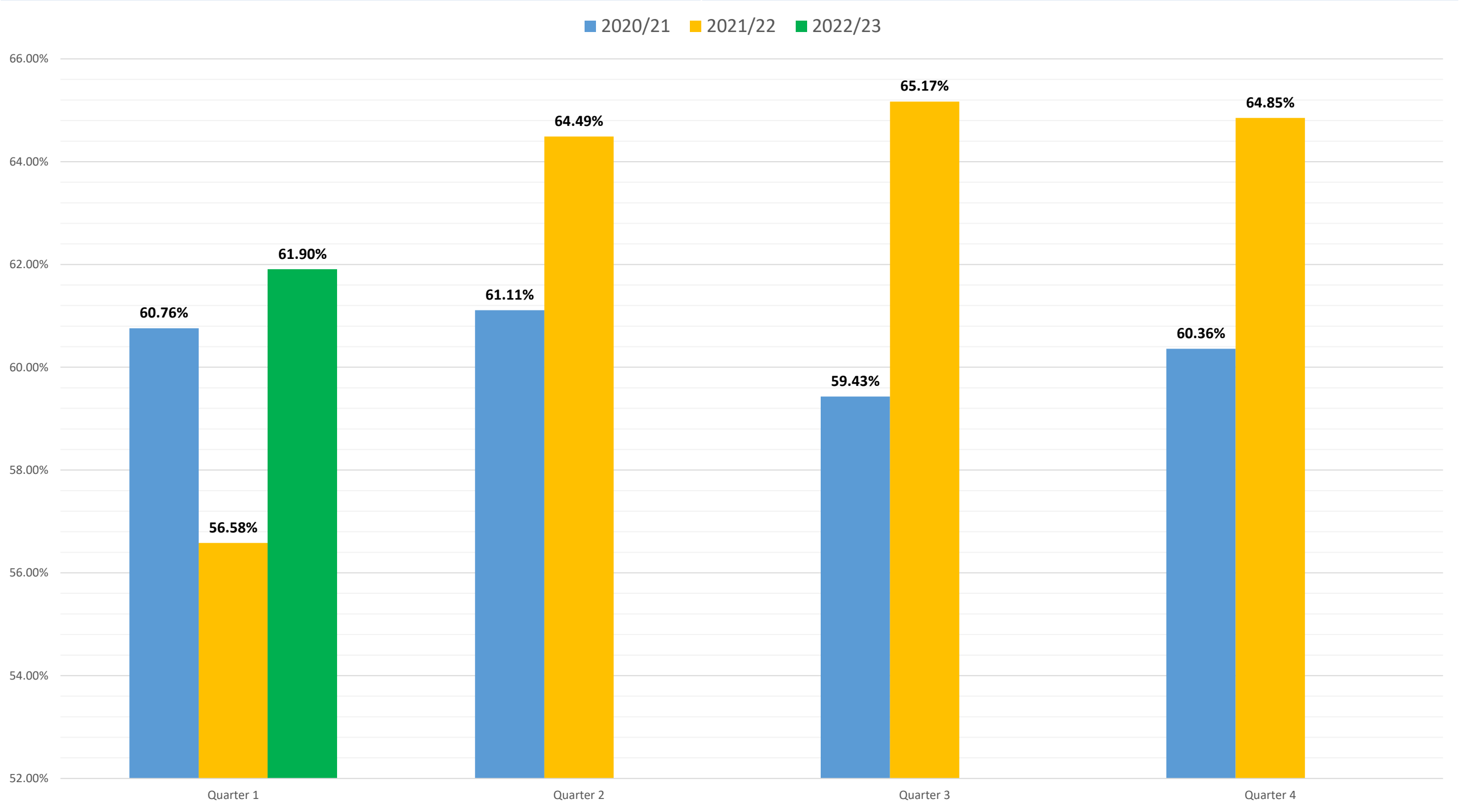
Qtr 1 score
61.90%

Target
62%

RAG Status

Measure Type : Local Government Measure
Collection Frequency: Quarterly

Calculation
(Adults who completed a period of Reablement and have no package of Care and Support 6 months later / Adults who completed a period of Reablement) X 100



Average length of time (days) older people (aged 65+) are supported in Residential Care Homes

Qtr 1 score
813.85

Target
N/A

RAG Status

Measure Type : Local Government Measure
Collection Frequency: Quarterly

Calculation
(The sum of the number of days from the admission date to a residential care home that were 65 or older / The number of people placed in residential care on or after 65th birthday) X 100



Average age of Adults entering Residential Care Homes

Qtr 1 score
81.55

Target
N/A

RAG Status

Measure Type : Local Government Measure
Collection Frequency: Quarterly

Calculation
(The sum of the ages of each adult entering a residential care home during the year / The total number of adults entering residential care homes during the year) X 100



Percentage of adults who received Advice and Assistance from the IAA service and have not contacted the service for 6 months

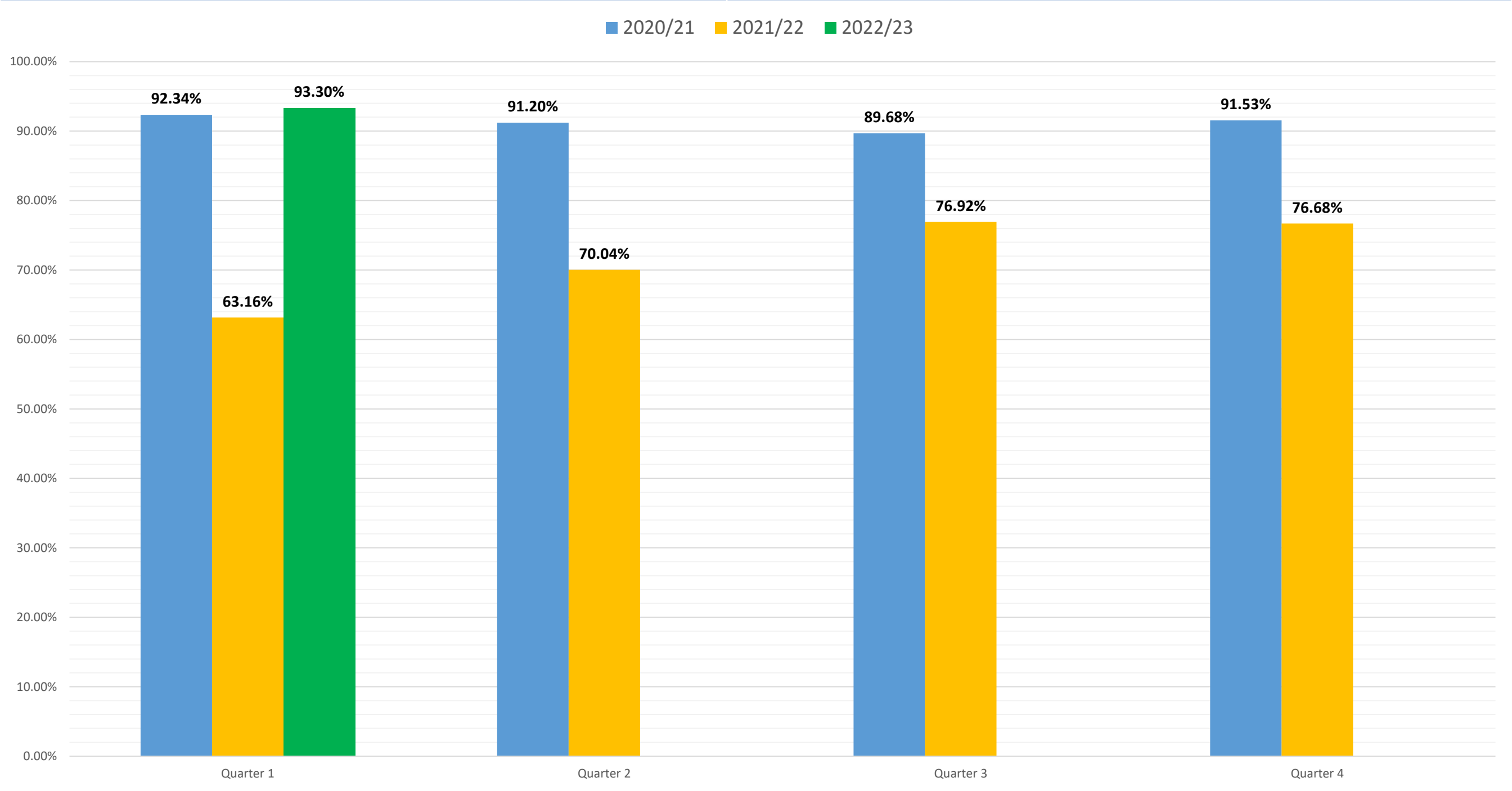
Qtr 1 score
93.30%

Target
75%

RAG Status

Measure Type : Local Government Measure
Collection Frequency: Quarterly

Calculation
(Number of adults who received AA between October of the previous financial year and September of the current financial year and did not contact the service again for 6 months / Number of adults who received AA between October of the previous financial year and September of the current financial year) X 100



Corporate Scorecard

Measure	Target	Quarter 1	Quarter 2	Quarter 3	Quarter 4	Cumulative	Q4 2021/22	RAG
The percentage of adult protection enquiries completed within statutory timescales	90%	92.31%				92.31%	92.59%	
the rate of delayed transfers of care for social care reasons per 1,000 population aged 75 or over	3.00	N/A				N/A	N/A	
The percentage of adults who completed a period of reablement: And have no package of care and support 6 months later	62%	61.90%				61.90%	62.50%	
The percentage of adults who have received advice and assistance from the information, advice and assistance service and have not contacted the service for 6 months	75%	93.30%				93.30%	89.09%	
b) The rate of older people (aged 65 or over); Whom the authority supports in care homes per 1,000 population aged 65 or over at 31 March	19	14.65				14.65	14.33	
b local) The percentage of carers of adults who requested an assessment or review that had an assessment or review in their own right during the year	93.0%	93.30%				93.30%	95.90%	